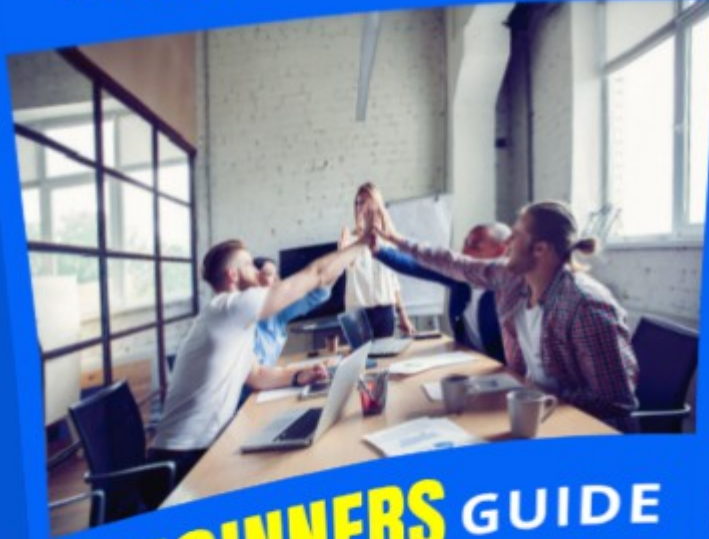


**A MUST HAVE GUIDE  
FOR ALL NEWBIES**



**BEGINNERS** GUIDE  
TO AFFILIATE  
MARKETING

[www.rwcweb.com](http://www.rwcweb.com)

2021

Copyright © - 2021 [www.rwcweb.com](http://www.rwcweb.com) All rights reserved.

Disclaimer, this information is just a guide there is no guarantee results will be confirmative to others who may have used this information. No part of this shall be reproduced, copied or shared without written consent for the copyright owner.

# Beginner's Guide To Affiliate Marketing

*"A Must Have Guide For All Newbies"*

For years I failed at Affiliate Marketing and it was very discouraging. In this guide you'll find some ways to get started and avoid the mistakes I've made along the way.

If you've been failing at Affiliate Marketing you're not alone, allow me to guide through all the mistakes I've made and how to avoid them. If you're having problems getting your Affiliate thing going this FREE Guide Is For You!



By: Ray Salvo (Old Dos Geek)  
[www.raywarecomputers.com](http://www.raywarecomputers.com) Since 1996

Copyright © - 2021 [www.rwcweb.com](http://www.rwcweb.com) All rights reserved.

Disclaimer, this information is just a guide there is no guarantee results will be confirmative to others who may have used this information. No part of this shall be reproduced, copied or shared without written consent for the copyright owner.

## Where To Begin

If you don't already know what Affiliate Marketing is to put it simply, you sign up to companies and/or individuals who have a product to sell and you sell it for them. This is normally done through an Affiliate Network such as Clickbank. Sometimes you can go directly through the company or individual directly. You're more or less a sales rep but not much like the traditional sales rep. You don't have to go door to door you simply setup a website or blog or a social media page like facebook or instagram and so on.

The first thing you should do is to find a product. It's a good idea to do some kind of digital product as it's much easier because you're simply sending people from your website, blog, or social media pages to the product owner's sales page. You are basically introducing them to the product and doing what is called warming them up for the sale.

### **Here are the things you'll need to get started.**

- 1) A product to promote (notice I wrote to promote not to sell)
- 2) You'll need to sign up to FREE Affiliate Networks (in this case Clickbank and ebay partner networks)
- 3) Once you have signed up you have to decide which product to promote commonly known as a Niche product (Niche is simply a category such as Golf, Woodworking, Health and Fitness and so on)
- 4) You must have a website there is really no way around this it's a must have
- 5) You must sign up to an advertising platform (facebook is good for starting out)
- 6) Once you get to here you have to connect them all together

At this point in time it's a good idea to start making a list and one by one just one at a time researching this list below. (Hence doing it one at a time) Don't jump around trying to do everything at once. I've setup the list with links for you to research them.

- 1) [Clickbank](#)
- 2) [Ebay Partner Network](#)
- 3) [FREE Website](#)
- 4) [How To Select a Product \(Niche Ideas\)](#)

Remember to do one thing at a time. Once you have learned about one only then move on to the next. Also don't get caught up in what is known as [Analysis Paralysis](#).

Copyright © - 2021 [www.rwcweb.com](http://www.rwcweb.com) All rights reserved.

Disclaimer, this information is just a guide there is no guarantee results will be confirmative to others who may have used this information. No part of this shall be reproduced, copied or shared without written consent for the copyright owner.

## The Way To Start Your Plan Of Action

The easiest way to start out is to get a [FREE Website](#) and practice creating your blog. Now at this point you may want to consider creating an email list which is vital to long term success. However for now to get your feet wet stick to the FREE Stuff.

Your website/blog doesn't have to be more than 5 or 6 pages with at least 500 to 1000 words on the subject of your Niche/product per page..

There are a few ways you can do this.

- 1) [Out source which will cost some money](#)
- 2) [Write it yourself](#)
- 3) [Use PLR \(Private Label Rights\)](#)

When you sign up to an Affiliate Network such as Clickbank you shall be given text (copy) information on the product from the owner of that product. They want to see you succeed as that's the primary way they make money too. However, that information is most likely being used by all the other Affiliate Marketers like yourself thus rendering it not original content. If you can't do options 1 and 2 option 3 is a little work that can bring big results.

Using PLR (Private Label Rights) you can take original information and take the PDF content and copy and paste it into your website/blog. It will cut your work in half and also give you a ton of information you can also learn form them for FREE.

Here are some sites to get FREE content for your website/blog with PLR

- 1) [idplr.com](http://idplr.com)
- 2) [bigproductstore.com](http://bigproductstore.com)
- 3) [resell-rights-weekly.com](http://resell-rights-weekly.com)

If you haven't already watched my youtube videos on how to do this click below.

[How To Load Your Blog With Original Content Using FREE PLR 2021](#)

Remember to do one thing at a time and don't let any thing that is not working right away discourage you. Rome wasn't built in a day...

Copyright © - 2021 [www.rwcweb.com](http://www.rwcweb.com) All rights reserved.

Disclaimer, this information is just a guide there is no guarantee results will be confirmative to others who may have used this information. No part of this shall be reproduced, copied or shared without written consent for the copyright owner.

# Creating You Affiliate Links

A lot of these gurus online tell you to go to forums and other people's blogs and post your links. They also say not to spam and to go there and try and pretend you are helping people and nonchalantly put your affiliate links in there. That may work however you really never want to directly paste your Affiliate links anywhere other than your own website/blog.

When you find a product to promote you'll get Affiliate links from the owner of the product through the Affiliate network such as [clickbank](#) and you will be using them in the form of text and/or a linked image. I'm sure you've been on many websites and saw these types of links.

You must stay organized with your links I like to put them in a note pad and just name the file what ever product the links go to. Once you have created these links on your website/blog you must test them thoroughly. Always test your links! Always!

One way you can test your links (this may sound sneaky) is to find a product that you have a friend or relative that may be interested in and send them some information asking them if they think its a good product.

They don't have to know what you are doing as an Affiliate Marketer in fact I would suggest you not mention it to them at all. This is a good way to see how the product works and how the Affiliate system works and you may make your first commission.

Remember you're not stealing anything from anyone they will pay the same for the product even if you are not an affiliate to the company. You have to get over what I call the guilt of the sale, the feeling like you are doing something wrong if you sell something to someone.

Once you have learned to create and implement your Affiliate links you can and must test them not only to make sure they are still working but to make sure the product you are promoting has not changed. It is the Affiliate's responsibility to make sure these things are viable not the product owner. You are after all the Publisher and Promoter now.

Copyright © - 2021 [www.rwcweb.com](http://www.rwcweb.com) All rights reserved.

Disclaimer, this information is just a guide there is no guarantee results will be confirmative to others who may have used this information. No part of this shall be reproduced, copied or shared without written consent for the copyright owner.

## Selecting A Niche/Product

This is where we all get shiny object syndrome. We get stock on what sells, what is selling, and what will sell. Well you can sell any good product, however if you don't get the right eyes on that product it may as well be a bad egg.

Remember you're just starting out and you need to learn how to do it first rather than what to sell. Now without making this too overwhelming for you I put up a page on my website with a list of ideas you can start your Affiliate Marketing system with.

Before you go to my web page think of this first, what is it that in your opinion that you would want to buy? OK don't get offended but what you want is irrelevant. For years I had all these ideas and felt that I would want something I didn't make a dime. Because what I want doesn't mean shit frankly. Learn this lesson now!

When it comes to marketing what you want doesn't mean poop to put it nicely. That said you are going to select your Niche/Product based on peoples intent. What that is when someone goes to google and does a search the results are comprised on their intent. What they need to solve a problem what they want in their life and how easy they can get it.

Now I don't want to bring you down in fact this information should be bouncing around in your mind and hopefully you will see the piece of the puzzle that will allow you the insight on how this all works. Many gurus say to pick something you love and/or know about. And that's good advice but some people don't really know or think they don't know enough about something to pull it off as an expert.

So what you can do is use the free PLR (Private Label Rights) and study them first. Stay away from all the so called gurus that say you're going to be rich overnight. Go to my website and download the second part of this FREE Guide and take the listings there and select up to 5 of them that are related and start doing your research.

[Click Here And Use This Code To Enter The Site](#)

**User Name: [rwcweb](#) Password: [rwcweb31795](#)**

Copyright © - 2021 [www.rwcweb.com](http://www.rwcweb.com) All rights reserved.

Disclaimer, this information is just a guide there is no guarantee results will be confirmative to others who may have used this information. No part of this shall be reproduced, copied or shared without written consent for the copyright owner.



# Flow Chart To Success

[Click Here To Download My FREE Niche Ideas List](#)

## RWCWEB 4 Step Affiliate Startup



"A Must Have Guide For All Newbies"

If you're here you downloaded my Beginner's Guide To Affiliate Marketing

What I've done for you is put together some ideas on what to promote and also a few ideas for domain names.

1

Select A Niche From My List



2

Make A FREE Clickbank Account

Welcome to the eBay Partner Network

Earn money by driving traffic and promoting sales across one of the world's largest and most diverse marketplaces.



Why eBay Partner Network?

- Work with a global commerce leader
- Leverage data and platforms
- Track, analyze, and optimize
- Get rewarded for innovation

3

Make A FREE Ebay Account



4

Create A FREE Website  
Make A FREE Website

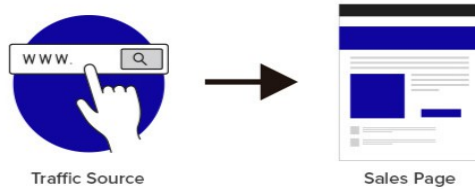
Copyright © - 2021 [www.rwcweb.com](http://www.rwcweb.com) All rights reserved.

Disclaimer, this information is just a guide there is no guarantee results will be confirmative to others who may have used this information. No part of this shall be reproduced, copied or shared without written consent for the copyright owner.

# Flow Chart To Success

This is from Clickbank [Click Here To Watch The Video](#)

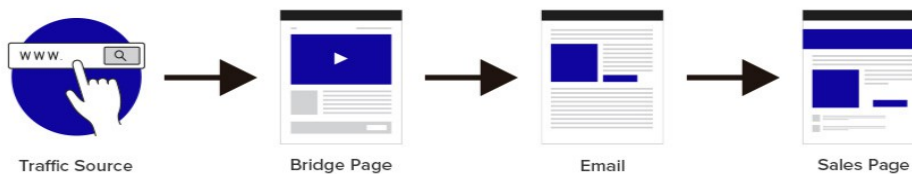
## Without Bridge Page



## With Bridge Page



OR



I would like to wish you luck, but really luck has nothing to do with becoming a successful Affiliate Marketer. Remember to learn as much as you can then take that information, it may take some time but if you do this correctly it will pay off for sure! If there is anything I can do for you please feel free to contact me any time with any concerns or just to say hey. [contact@rwcweb.com](mailto:contact@rwcweb.com)



By: Ray Salvo YouTube (Old Dos Geek)  
[www.raywarecomputers.com](http://www.raywarecomputers.com) Since 1996

Copyright © - 2021 [www.rwcweb.com](http://www.rwcweb.com) All rights reserved.

Disclaimer, this information is just a guide there is no guarantee results will be confirmative to others who may have used this information. No part of this shall be reproduced, copied or shared without written consent for the copyright owner.